

XS912R1PAM12

DATASHEET

Sensor Partners BV

 James Wattlaan 15
5151 DP Drunen
The Netherlands

 +31 (0)416 - 37 82 39

 info@sensorpartners.com

 sensorpartners.com

Sensor Partners BVBA

 Z.1 Researchpark 310
B-1731, Zellik
Belgium

 +32 (0)2 - 464 96 90

 info@sensorpartners.com

 sensorpartners.com

Product datasheet

Characteristics

XS912R1PAM12

inductive sensor XS9 M12 - L60mm - full SS 303 -Sn6 mm -
12..24VDC - M12



Main

Range of product	OsiSense XS
Series name	Application
Sensor type	Inductive proximity sensor
Device application	Industrial machines
Sensor name	XS9
Sensor design	Cylindrical M12
Size	60 mm
Body type	Single piece body
Enclosure material	Stainless steel 303
Type of output signal	Discrete
Wiring technique	3-wire
[Sn] nominal sensing distance	6 mm
Discrete output function	1 NO
Discrete output type	PNP
Electrical connection	Male connector M12, 4 pins
[Us] rated supply voltage	12...24 V DC with reverse polarity protection
Switching capacity in mA	<= 200 mA with overload and short-circuit protection
IP degree of protection	IP69K conforming to DIN 40050 IP68 conforming to IEC 60529

Complementary

Thread type	M12 x 1
Detection face	Frontal
Detector flush mounting acceptance	Flush mountable
Material	Stainless steel 303
Front material	Stainless steel 303
Operating zone	0...4.8 mm
Differential travel	1...15 % of Sr
Repeat accuracy	<= 5 % of Sr
Output circuit type	DC
Status LED	Output state: 1 LED (yellow)

Supply voltage limits	10...30 V DC
Maximum residual current	0.1 mA open state
Switching frequency	<= 600 Hz
Maximum voltage drop	<2 V (closed)
Current consumption	<= 10 mA no-load
Maximum delay first up	40 ms
Maximum delay response	0.00006 ms
Maximum delay recovery	0.015 ms
Marking	CE
Threaded length	41 mm
Height	12 mm
Length	60 mm
Net weight	0.024 kg

Environment

Product certifications	CULus
Ambient air temperature for operation	-25...70 °C
Ambient air temperature for storage	-25...70 °C
Vibration resistance	25 gn amplitude = +/- 1 mm (f = 10...55 Hz) conforming to IEC 60068-2-6
Shock resistance	30 gn for 11 ms conforming to IEC 60068-2-27

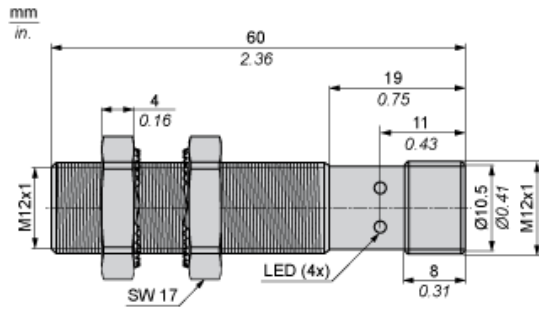
Offer Sustainability

REACH Regulation	REACH Declaration
EU RoHS Directive	Pro-active compliance (Product out of EU RoHS legal scope) EU RoHS Declaration
Mercury free	Yes
RoHS exemption information	Yes

Contractual warranty

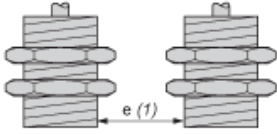
Warranty	18 months
----------	-----------

Dimensions



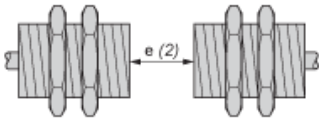
Minimum Mounting Distances in mm

Side by side



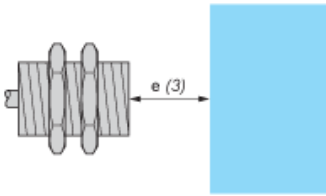
$e (1) \geq 38 \text{ mm}/1.50 \text{ in.}$

Face to face



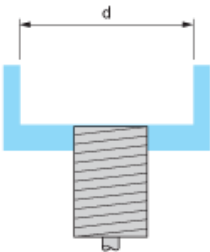
$e (2) \geq 30 \text{ mm}/1.18 \text{ in.}$

Facing a metal object



$e (3) \geq 20 \text{ mm}/0.79 \text{ in.}$

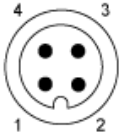
Mounted in a metal support



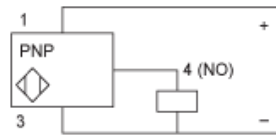
$d \geq 24 \text{ mm}/0.94 \text{ in.}$

Wiring Schemes

M12 connector



PNP



- 1 : (+)
- 2 : Not connected
- 3 : (-)
- 4 : NO Output