



LTB series

Special Photoelectric Sensors
M18 contrast scanner - DC



M18 contrast scanner

features

- With white light emission
- Sensitivity adjustment
- Short response time (50 µs)
- LO/DO selectable outputs
- P65 protection degree
- Complete protection against electrical damages
- Approvals: CE



web contents



- Application notes
- Photos
- Catalogue / Manuals



code description

LTB / 0 N - 0 C

series	LTB	White light contrast scanner
LO / DO	0	LO/DO selectable
NPN / PNP output	N	NPN output
	P	PNP output
housing	0	Plastic housing
cable / plug exit	C	Right-angle cable exit
	K	Right-angle plug exit

STF-12 mm focalizer adapter
STF-25 mm focalizer adapter

available models

description	NPN - LO/DO	PNP - LO/DO
right-angle cable exit	LTB/0N-0C	LTB/0P-0C
right-angle plug exit	LTB/0N-0K	LTB/0P-0K

Sensor Partners BV
James Wattlaan 15
5151 DP Drunen
Nederland

+31 (0)416 - 378239
info@sensorpartners.com
sensorpartners.com

snw NL807226841B01
bank NL93HAND0784527063
wvx 18128491



LTB



technical specification

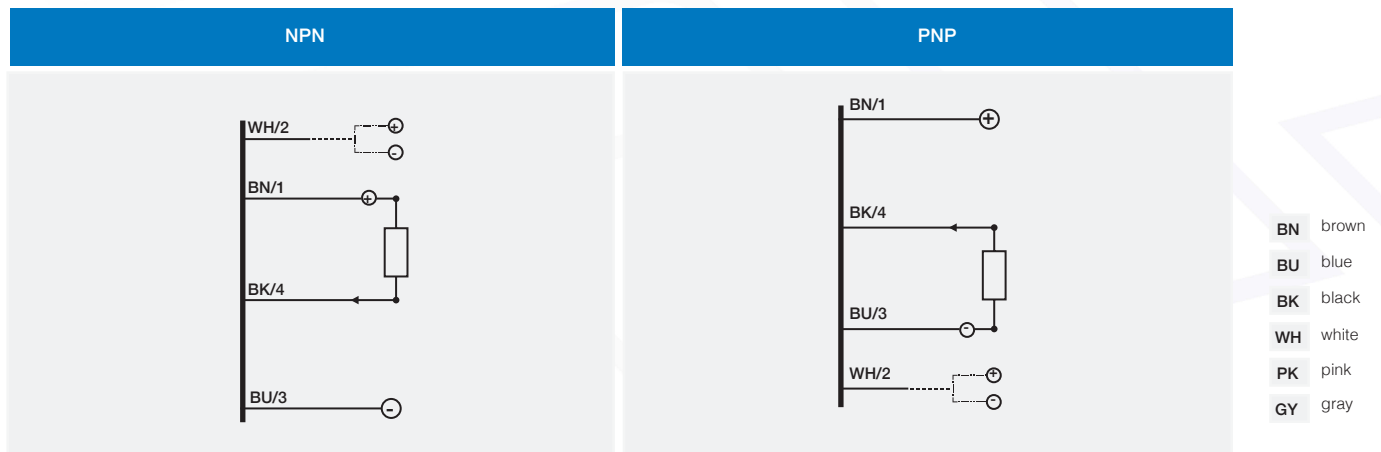
Cilindrici M18 DC
LASER

	LTB/**-** + STF-12 ⁽¹⁾	LTB/**-** + STF-25 ⁽¹⁾
nominal sensing distance ⁽¹⁾	12 mm	25 mm
spot dimension	Ø 1 mm	Ø 0,8 mm
operating voltage	10...30 Vdc	
ripple	< 10 %	
no-load supply current	40 mA	
load current	100 mA	
leakage current	< 10 µA	
voltage drop	170 mA	
load current	100 mA on each outputs	
leakage current	≤ 1,2 V max. IL = 100 mA	
output type	NPN or PNP L0/D0 selectable	
switching frequency	10 kHz	
response time	50 µs	
time delay before availability	200 ms	
power supply protections	polarity reversal, transient	
output protection	short circuit (autoreset)	
temperature range	-5°C...+55°C (without freeze)	
EMC	in conformity with the EMC Directive according to EN 60947-5-2	
temperature drift	10 %	
interference to external light	3.000 lux (incandescent lamp), 10.000 lux (sunlight)	
protection degree	IP65 (EN60529) ⁽²⁾	
LED indicators	yellow (output state) - green (supply)	
housing material	PBT	
cable exit material	polycarbonate	
optical material	PMMA	
tightening torque	1 Nm	
weight (approximate)	50 g	

⁽¹⁾ STF-12 & STF-25 - to be ordered separately

⁽²⁾ protection guaranteed only with plug cable well mounted

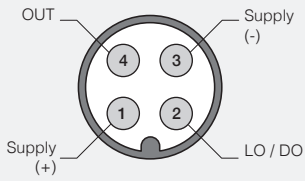
electrical diagrams of the connections



NOTE: In case of combined load, resistive and capacitive, the maximum admissible capacity (C) is 0,2 µF for maximum output voltage and current

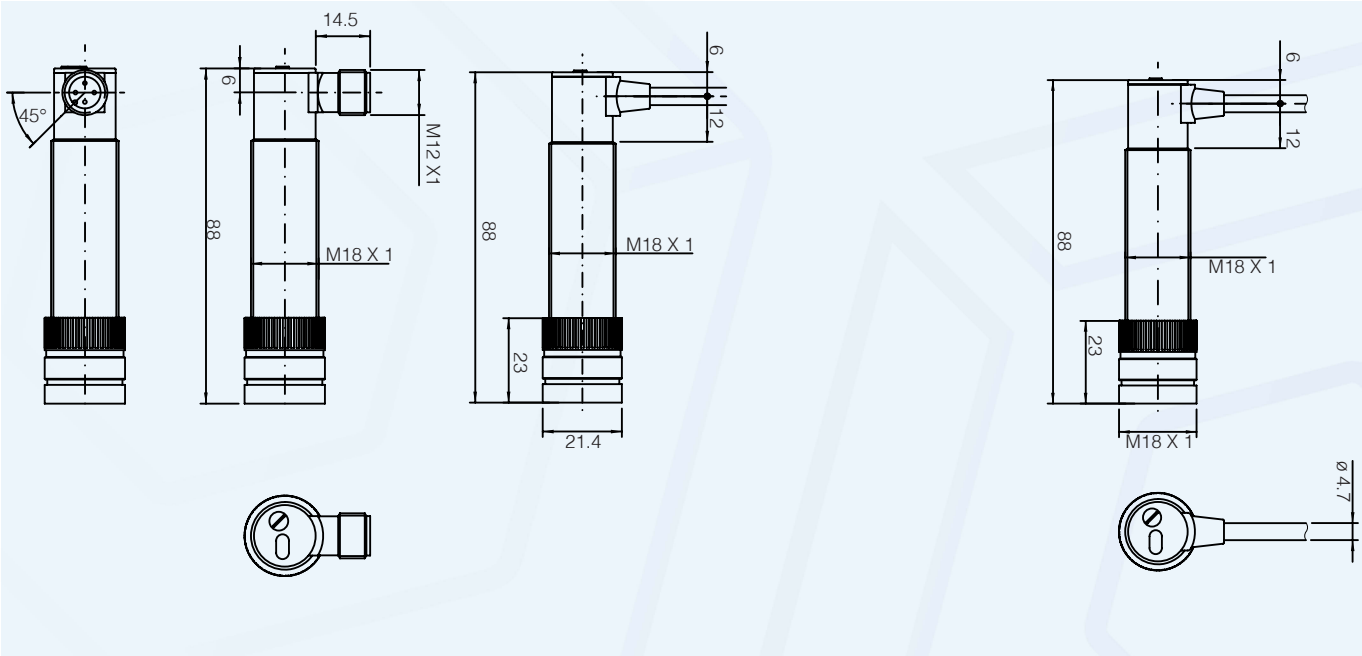


M12



dimensions (mm)

LTB



dimensions (mm)

accessories included in all plastic models

